





**Canon Popham Curriculum Planning Year 3 (2021 / 2022)**

	<b>Pioneers of Progress</b> Rosa Parks Martin Luther King 6.9.21 - 1.10.21	<b>Doncaster - Discover the Spirit. Coal Mining in Doncaster</b> 4.10.21 - 3.12.21	<b>How did we get from stone to steel?</b> 4.1.22 - 25.2.22	<b>Do the rainforests matter?</b> 28.2.22 - 29.4.22	<b>What did the Romans do for us?</b> 3.5.22 end of term Queen'sPlatinum Jubilee 23.5.22
<b>Curriculum Intent</b>	Learning about myself Learning for my future	Learning about myself Learning for my future	Learning about myself Learning for my future	Learning to be my best Learning for my future	Learning about myself Learning how to learn
<b>Christian Values</b>	Creation	Creation Endurance	Thankfulness endurance	Compassion Justice	Hope Forgiveness
<b>SMSC</b>	Spiritual Moral	Moral Social	Spiritual social	Cultural Moral	Spiritual cultural
<b>British Values</b>	Individual Liberty Mutual Respect	Mutual Respect Rule of Law	Tolerance of those with different faiths and beliefs Individual liberty	Individual Liberty Tolerance of those with different faiths and beliefs	Mutual respect Rule of law
<b>PSHCE</b>	Relationships – Friends - Keeping friendships healthy  Living in the Wider World – Community – Online Safety	Relationships – Family – What makes a family?	Health and Wellbeing-Mental Wellbeing - Understanding my feelings  Physical Health -Staying Healthy	Relationships- Friends- Keeping friendships healthy  Health and Wellbeing-Mental Wellbeing - Understanding my feelings	Living in the Wider World – Community- Our Communities
<b>History</b>	Changes within living memory COVID 19 pandemic transition	Events beyond living memory  Significant historical events, people and places in their own locality	Events beyond living memory  Significant historical events, people and places in their own locality	N/A	Events beyond living memory  Significant historical events, people and places in their own locality

<p><b>Geography</b></p>	<p>Locational knowledge</p>	<p>Use maps and atlases to identify the UK and devise a simple map; and use and construct basic symbols in a key - link with studying the geography of their local area and Doncaster</p>	<p>Use maps and atlases to identify areas within the UK  Understand geographical similarities and differences through studying the human and physical geography of a small area of the UK</p>	<p>Understand geographical similarities and differences through studying the human and physical geography of a small area of the UK and of a small area of a contrasting non-European country.</p>	<p>Use aerial photographs and plan perspectives to recognise landmarks and basic human and physical features; devise a simple map; and use and construct basic symbols in a key - link with studying the geography of their local area and Doncaster</p>
<p><b>Art</b></p>	<p><b>DRAWING</b>  <b>Louise Bourgeois</b></p>  <ul style="list-style-type: none"> <li>• Develop intricate patterns/ marks with a variety of media.</li> <li>• Demonstrate experience in different grades of pencil and other implements to draw different forms and shapes.</li> <li>• Begin to show an awareness of objects having a third dimension and perspective.</li> </ul> <p>Create textures and patterns with a wide range of drawing implements</p>	<p><b>Christmas cards and calendars</b></p>	<p><b>PAINTING</b>  <b>Romero Britto</b></p>  <ul style="list-style-type: none"> <li>• Demonstrate increasing control the types of marks made and experiment with different effects and textures inc. blocking in colour, washes, thickened paint creating textural effects.</li> <li>• Use light and dark within painting and begin to explore complimentary colours.</li> <li>• Mix colour, shades and tones with increasing confidence.</li> <li>• Confidently create different effects and textures with paint according to what they need for the task.</li> </ul>	<p><b>SCULPTING</b>  <b>Anthony Gormley</b></p>  <ul style="list-style-type: none"> <li>• Use equipment and media with confidence.</li> <li>• Join two parts successfully.</li> <li>• Construct a simple base for extending and modelling other shapes.</li> <li>• Produce more intricate surface patterns/ textures and use them when appropriate.</li> <li>• Produce larger ware using pinch/ slab/ coil techniques.</li> </ul>	<p><b>PRINTING</b>  <b>Pablo Picasso</b></p>  <ul style="list-style-type: none"> <li>• Create printing blocks using relief or impressed method.</li> <li>• Develop print techniques i.e. mono-printing, block printing, relief or impressed method.</li> <li>• Create repeating patterns</li> </ul> <p>Print with two colour overlays.</p>

Design and Technology	Textiles- 2D shapes to 3D products		Mechanical System - pneumatics		Mechanical systems Levers and linkages	
	Autumn 1	Autumn 2	Spring 1	Spring 2	Summer 1	Summer 2
R.E.	Theme: Beliefs and practises Hinduism The Divali celebrations	Theme: Christmas Christianity The Christmas story	Christianity The teachings of Jesus	Christianity The Easter story	Hinduism Beliefs and pilgrimage contd	Hinduism Beliefs and pilgrimage contd
English	<p>Grammar:</p> <ul style="list-style-type: none"> <li>Inverted commas</li> <li>An or A</li> <li>Present perfect</li> </ul> <p>Punctuation:</p> <ul style="list-style-type: none"> <li>Capital letters and full stops</li> </ul> <p>Spelling:</p> <ul style="list-style-type: none"> <li>Adding suffixes</li> <li>Suffix ly</li> <li>Suffix ation</li> <li>common exception words</li> </ul> <p>Writing genre/text: Class text focus <b>Fantastic Mr Fox</b></p> <p>Setting description Narratives Poetry</p>	<p>Grammar:</p> <ul style="list-style-type: none"> <li>Adverbs</li> <li>homophones</li> </ul> <p>Punctuation:</p> <ul style="list-style-type: none"> <li>Question marks and exclamation marks</li> </ul> <p>Spelling:</p> <ul style="list-style-type: none"> <li>Prefix in il ir</li> <li>common exception words</li> </ul> <p>Writing genre/text: Multimedia video focus <b>The Dreamgiver</b></p> <p>Setting description Character description Newspaper report</p>	<p>Grammar:</p> <ul style="list-style-type: none"> <li>Time conjunctions</li> <li>Prepositions</li> </ul> <p>Punctuation:</p> <ul style="list-style-type: none"> <li>Commas to separate clauses</li> </ul> <p>Spelling:</p> <ul style="list-style-type: none"> <li>Suffix ous</li> <li>Revise ly endings</li> <li>Revise tion endings</li> <li>Common exception words</li> </ul> <p>Writing genre/text: Class text focus <b>Krindlekrax</b></p> <p>Persuasive writing Recounts</p>	<p>Grammar:</p> <ul style="list-style-type: none"> <li>Subordinate clauses</li> <li>Fronted adverbials</li> </ul> <p>Punctuation:</p> <ul style="list-style-type: none"> <li>Apostrophe for possession (revise)</li> </ul> <p>Spelling:</p> <ul style="list-style-type: none"> <li>Prefix un dis and mis</li> <li>common exception words</li> </ul> <p>Writing genre/text: Multimedia video focus <b>The Rocketeer</b></p> <p>Tension narrative</p>	<p>Grammar:</p> <ul style="list-style-type: none"> <li>Place and cause conjunctions</li> <li>Sub headings and headings</li> </ul> <p>Punctuation:</p> <ul style="list-style-type: none"> <li>Apostrophe for contracted words</li> <li>paragraphs</li> </ul> <p>Spelling:</p> <ul style="list-style-type: none"> <li>Suffixes ment, ness and ful</li> <li>y sounding i</li> <li>Words using ie</li> <li>eigh ey</li> <li>Common exception words</li> </ul> <p>Writing genre/text: Class text focus <b>The Firework Makers Daughter</b></p> <p>Character description Extended narrative writing Non-chronological report</p>	<p>Grammar:</p> <ul style="list-style-type: none"> <li>Revision / Mastery of Year 3 grammar</li> </ul> <p>Punctuation:</p> <ul style="list-style-type: none"> <li>Revision / Mastery of Year 3 punctuation</li> </ul> <p>Spelling:</p> <ul style="list-style-type: none"> <li>Irregular tense changes</li> <li>Letter string ure</li> <li>EGPS revision Y3</li> </ul> <p>Writing genre/text: Multimedia video focus <b>The Shirt Machine</b></p> <p>Reading: RVI specific to text Reading texts linked to curriculum subjects</p>

	Reading: RVI specific to text Reading texts linked to curriculum subjects	Reading: RVI specific to text Reading texts linked to curriculum subjects	Reading: RVI specific to text Reading texts linked to curriculum subjects	Newspaper report  Reading: RVI specific to text Reading texts linked to curriculum subjects	Reading: RVI specific to text Reading texts linked to curriculum subjects	
<b>Maths</b>	Number sense and exploring calculation  Place Value  Addition and subtraction	Addition and subtraction  Length and perimeter  Multiplication and division	Multiplication and division  Length and perimeter  Deriving facts  Time	Fractions  Angles/Shape	Measures  Securing multiplication and division Year 3 Unit 1	Exploring calculation strategies  Place value
<b>Science</b>	Amazing Bodies	The Power of forces	Rock detectives	Our changing world	Can you see me?	How does your Garden grow?
<b>Computing</b>	Programming - Scratch		Internet safety - How can I be safe while gaming online Digital Literacy - Creating a book trailer	Hardware - Journey inside a computer		
<b>Music</b>	Let your Spirit Fly Listen and appraise, musical activities, performance		Three little Birds Reggae based performance	The Dragon Song Composing, creating own songs based on a theme		
<b>Physical Education</b>	The Power of PE Rugby	The Power of PE Basketball	The Power of PE Gymnastics	The Power of PE Hockey	The Power of PE tennis	The Power of PE athletics
<b>French</b>	Year 3 Unit 1	Year 3 Unit 2	Year 3 Unit 3	Year 3 Unit 4	Year 3 Unit 5	Year 3 Unit 6